
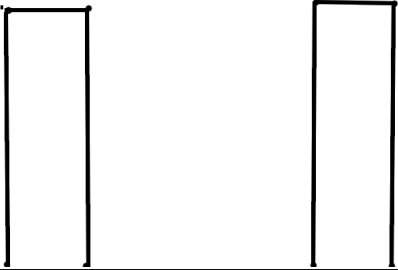
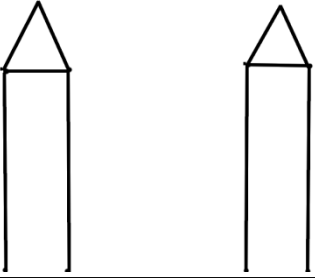









# Dessin dirigé d'un CHATEAU FORT

|  |   |   |  |
|--|---|---|--|
| <p>Donner une feuille sur laquelle vous avez fait les 8 points de départ</p>  | <p>Relier les points pour former les 2 tours</p>  | <p>Faire un point pour le sommet des points et faire tracer les toits</p>  | <p>Faire tracer les créneaux</p>  |
| <p>Tracer la herse du château (un pont et un quadrillage)</p>                | <p>Tracer les ouvertures dans les tours</p>      | <p>Tracer les oriflammes en haut des tours</p>                            | <p>Mettre en couleur</p>         |