

Le nombre du jour

lundi mardi mercredi jeudi vendredi

109



cent-neuf



pair



impair

c

d

u



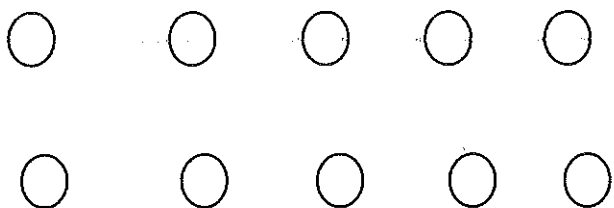

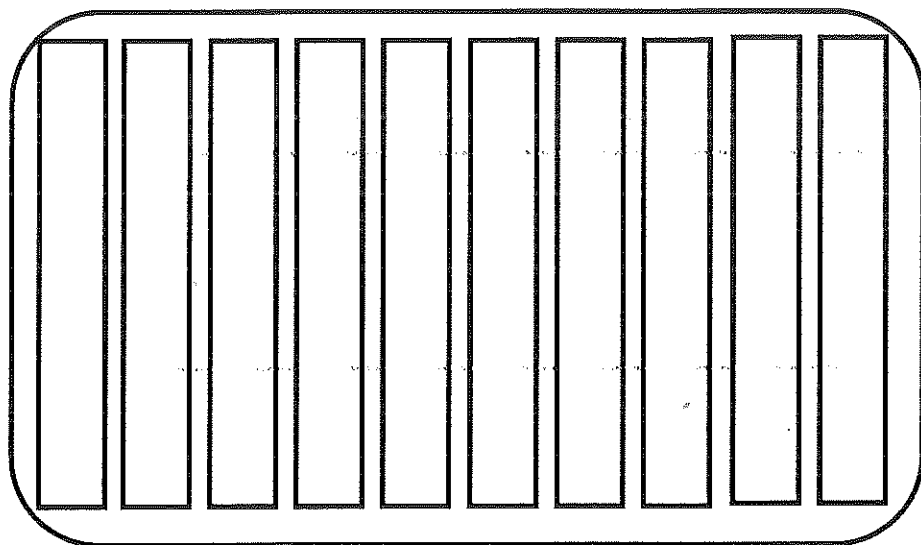
1

0

9

« Chaque jour compte » le matériel à manipuler

À imprimer sur du papier épais si possible



Colorier la valise en vert d'un côté et les boîtes à l'intérieur en orange.

Colorier les boîtes de 10 en orange et les découper.

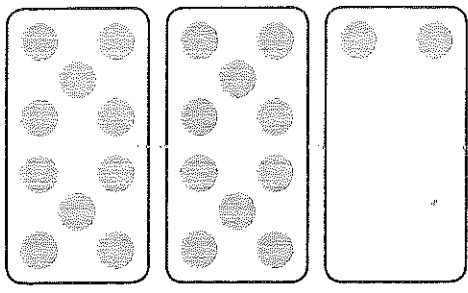
Colorier les jetons en bleu (ou prendre des bouchons de bouteille)

Tout découper et mettre dans une petite boîte

Séance 73 Les nombres de 20 à 40


1  Observe l'exemple puis complète.


Exemple





22


vingt-deux







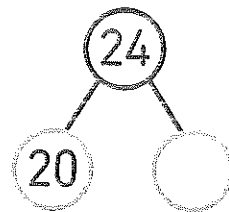
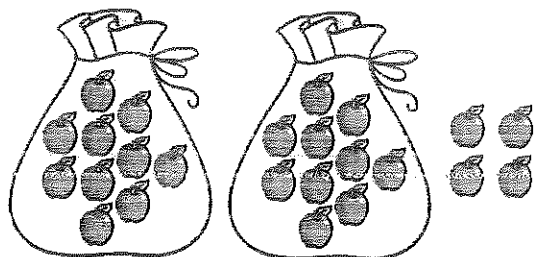




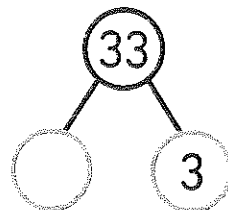
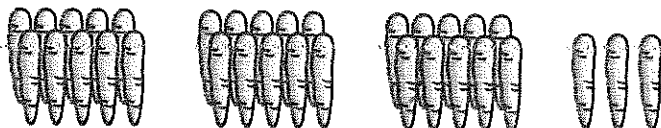
2  Quel nombre vaut 1 de plus que 39 ?

3 ✎ Complète les familles de nombres.

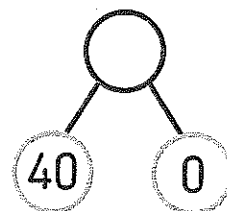

a)



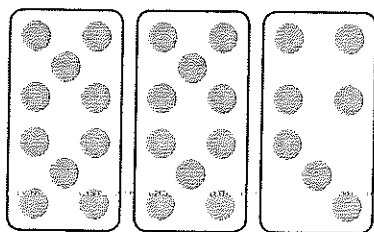
b)



c)



4 ✎ Relie.



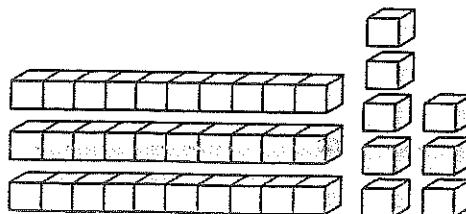
28

trente-sept

8 et 30

20 et 8

37




vingt-sept

Séance 74 Les nombres de 40 à 69

1  Observe l'exemple puis complète.

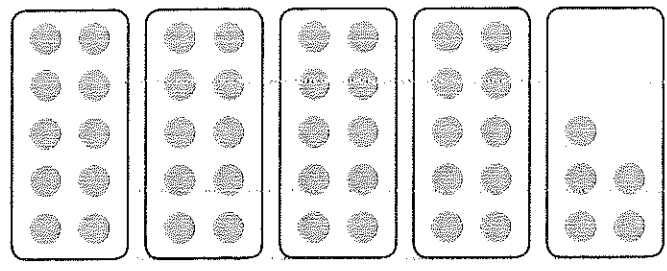
Exemple




54

cinquante-quatre


a)





b)



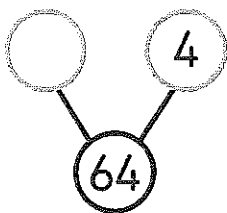

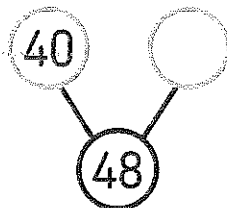
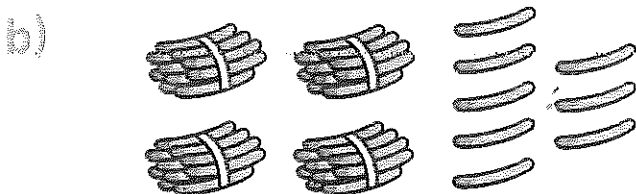

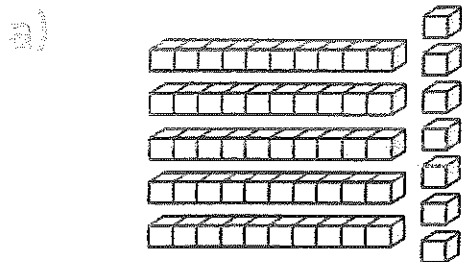
c)



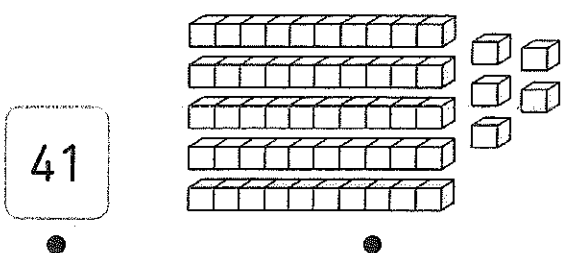
2 a)  Quel nombre vaut 1 de plus que 59 ?

b)  Quel nombre vaut 1 de moins que 50 ?

3 ✎ Complète les familles de nombres.



4 ✎ Relie.



41

7 et 40

1 de plus que 59

soixante











47

1 de plus que 40




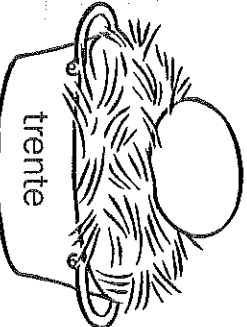

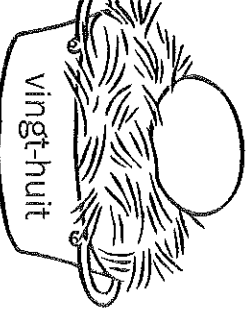



55

Exercice 11

1 Reliez chaque poule à son œuf.


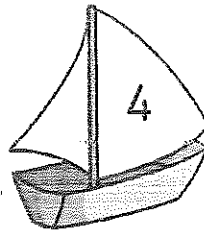
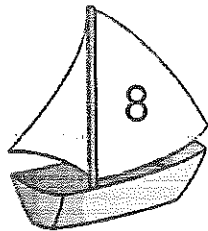
	31	
	34	
	23	
	22	
	35	
	40	
	29	
	38	
	37	
	26	

2 Écrivez le numéro du nid sur chaque œuf.





		
		
		

1  Entoure le plus grand nombre.

a)







b)








2  Entoure le plus petit nombre.

a)



b)



3  Recopie les nombres dans les rectangles en les ordonnant du plus petit au plus grand.

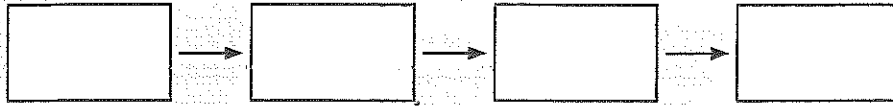
a)

9

12

5

17



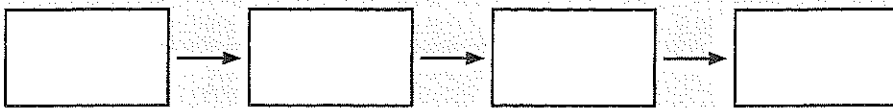
b)

8

19

13

6



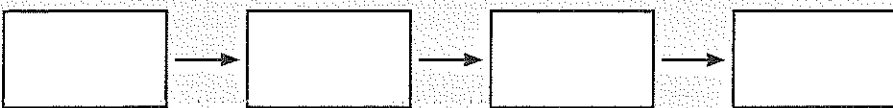
c)

11

15

20

8



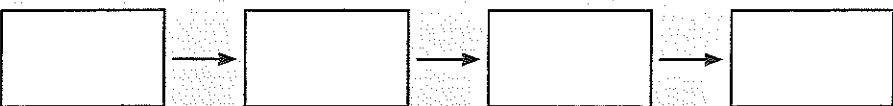
d)

14

7


18

10







5
violet



7
orange



6
rouge



8
bleu

3

$3+4$

$5+2$

$0+6$

$3+1$

$3+2$

$4+3$

$1+6$

$2+2$

$7+0$

$4+4$

$2+6$

$1+4$

$7+2$

$0+7$

$2+4$

$1+6$

$5+5$

$7+1$

$2+4$

$3+3$

$2+5$

$3+3$

$5+0$

$1+4$

$3+5$

$4+0$

$1+5$

$2+3$

$1+5$

$6+3$

$3+2$

$3+4$

$6+1$

$6+0$

$1+1$

$8+0$

$6+2$

$4+1$

$2+8$

$5+2$

$7+1$

$3+5$

$6+5$

$5+3$

$2+4$

$0+6$

$7+0$

$6+4$

$2+6$

$0+5$

$1+7$

$3+6$

$3+3$

$2+3$

$5+0$

$4+4$

$4+1$

$4+3$

$6+1$

$5+1$

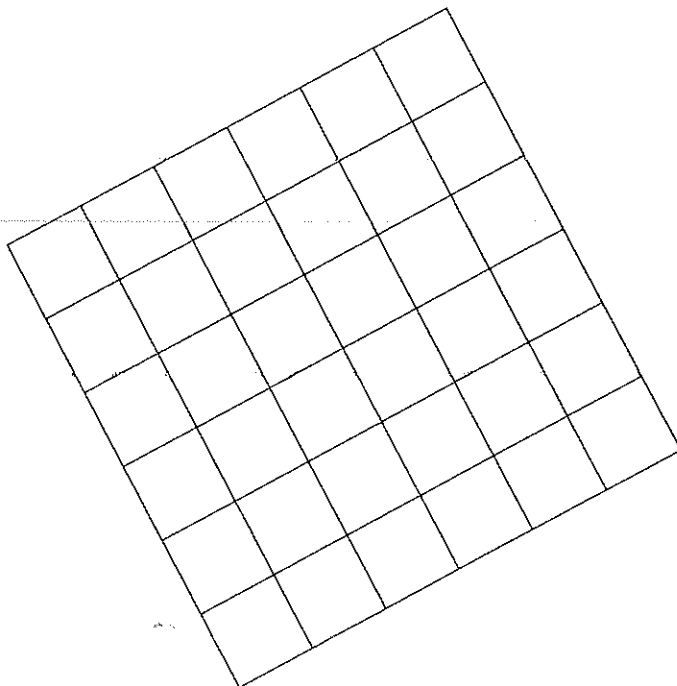

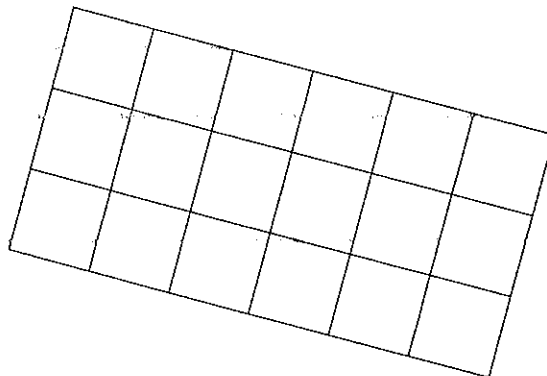

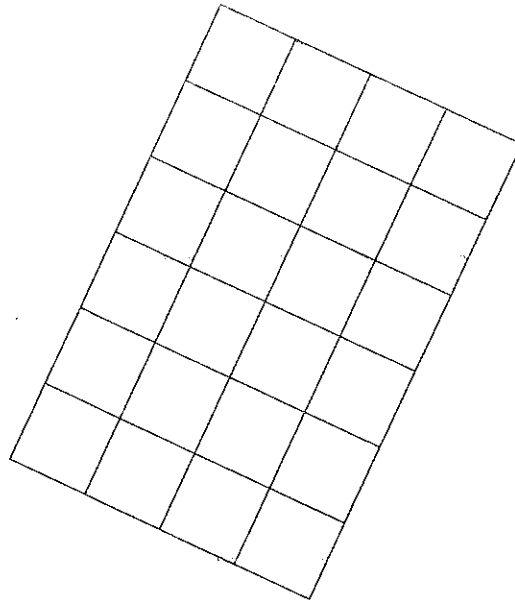

$9+0$

$4+1$

$2+5$

Repérage sur quadrillage (1)

Indique par une croix l'emplacement des points.



Repérage sur quadrillage (2)

Indique par une croix l'emplacement des points.

