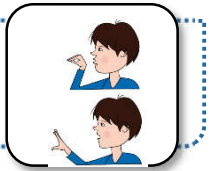




Le mot et l'image : le son [oi]



Lis et écris le mot correspondant à chaque image. Gare aux intrus !

une ardoise

un tirair

une mangeoire

un entonnoir

un miroir

une oie

une mangeoire


noir

une passoire

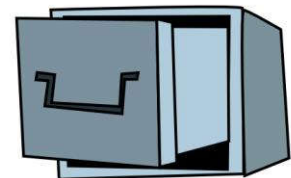
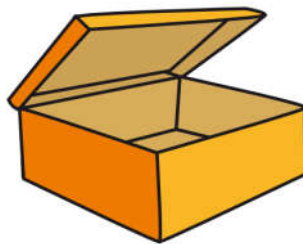

des nageoires

le soir



une boîte



Handwriting practice lines for the first row of images.




Handwriting practice lines for the second row of images.



Handwriting practice lines for the third row of images.



Le mot et l'image : le son [è] (1)



Lis et écris le mot correspondant à chaque image. Gare aux intrus !

un dromadaire

une reine

une tempête

un lampadaire

une règle

une sirène

des éclairs

un rêve

un criquet



un bonnet

la neige

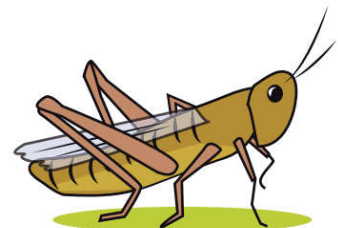
une aile



Handwriting practice lines with a starting dot on the left.



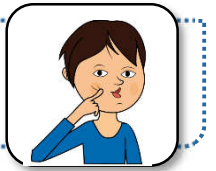
Handwriting practice lines with a starting dot on the left.



Handwriting practice lines with a starting dot on the left.



Le mot et l'image : le son [j]



Lis et écris le mot correspondant à chaque image. Gare aux intrus !

une jupe

un genou

le déjeuner

une jument

plonger

une girafe

des jumeaux


un bougeoir

un pyjama



des bourgeons

des jetons



un gendarme



Handwriting practice lines with a starting dot on the left.



Handwriting practice lines with a starting dot on the left.



Handwriting practice lines with a starting dot on the left.