Séance 56 Additionnons en décomposant le plus grand nombre

Calcul mental Les presque-doubles - Guide pédagogique
Exercices pp. 118-119 - Fichier photocopiable

J'observe

Additionne 12 et 5.

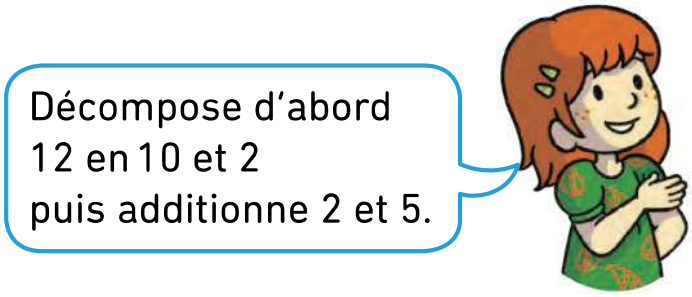

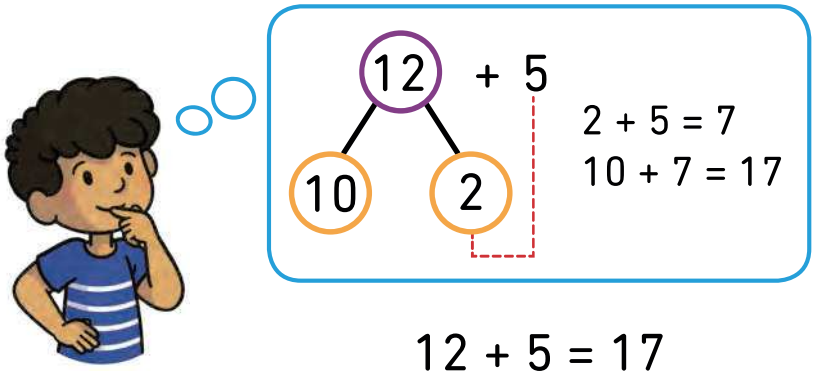

12 + 5 = 17

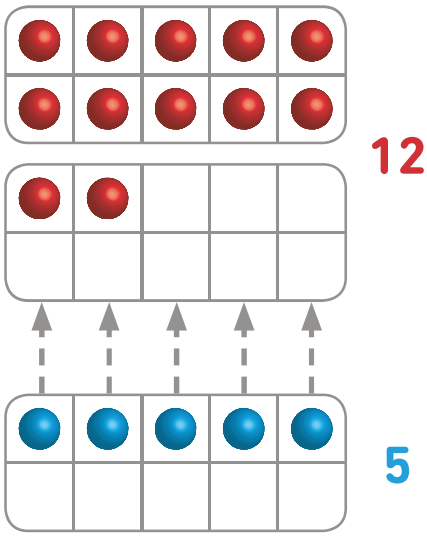

Additionne 6 et 13.



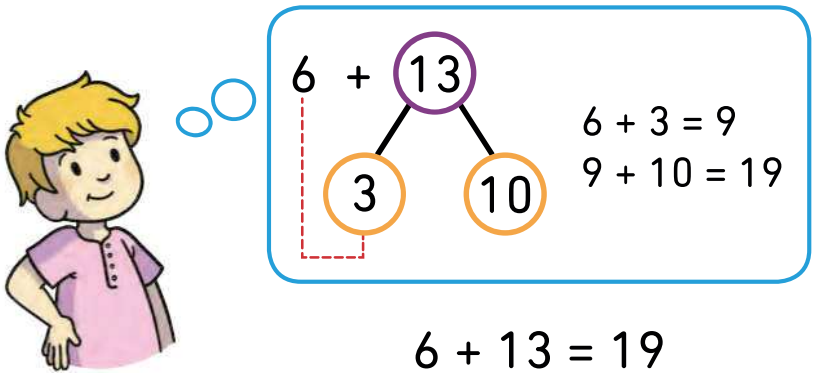

6 + 13 = 19

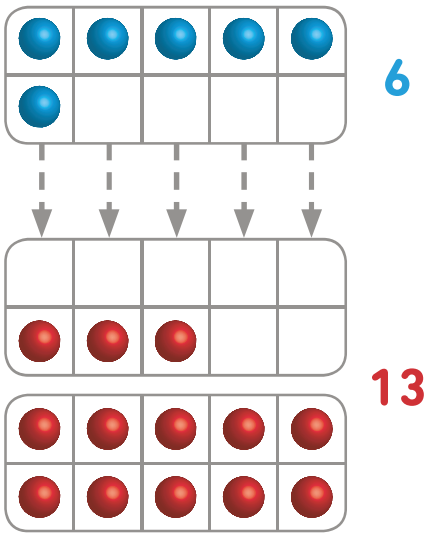

1 Additionne en décomposant le plus grand nombre.

14 + 5 = ☐

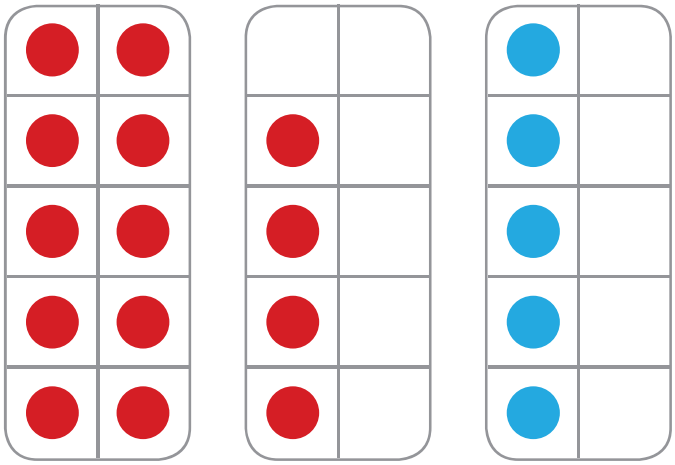

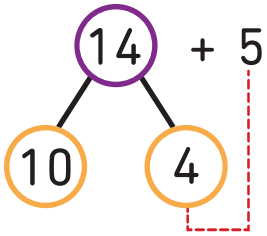

2 Complète.

15 + 4 = ☐

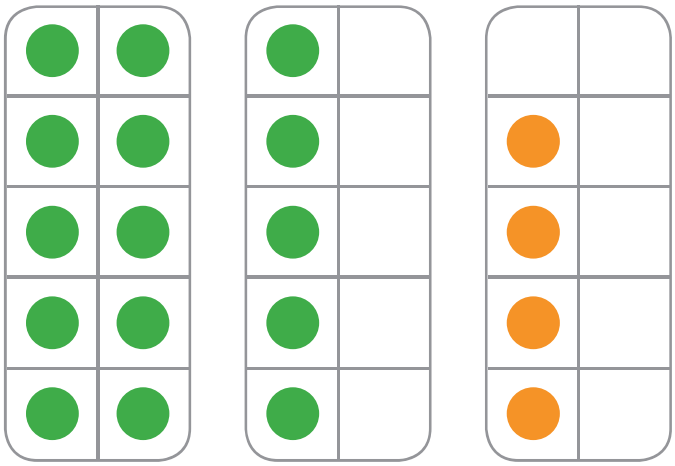

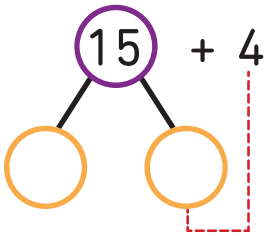

3 Additionne. Utilise des pour t'aider.

a) 11 + 8 = ☐

11 + 8

☐ ☐

b) 7 + 12 = ☐

7 + 12

☐ ☐

Prénom : ..... Date : .....

Séance 56 Additionnons en décomposant le plus grand nombre

1 Additionne.

a) 13 + 5 = ☐



b) 11 + 6 = ☐



c) 14 + 4 = ☐



d) 8 + 12 = ☐

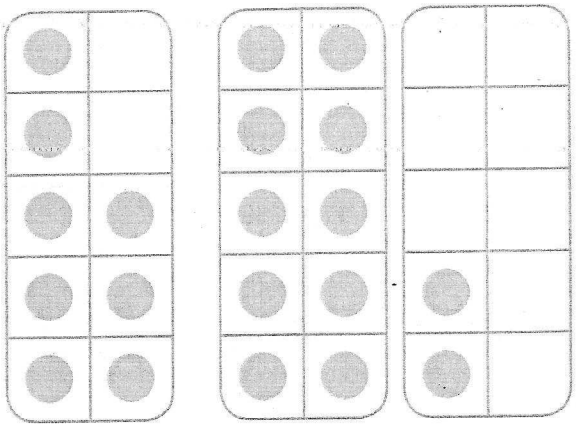

e) 3 + 15 = ☐

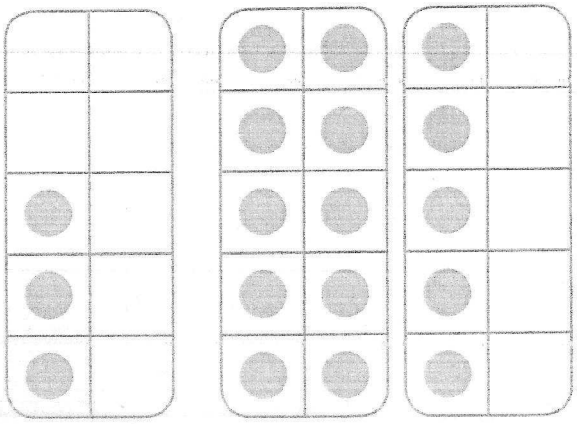

f) 4 + 13 = ☐

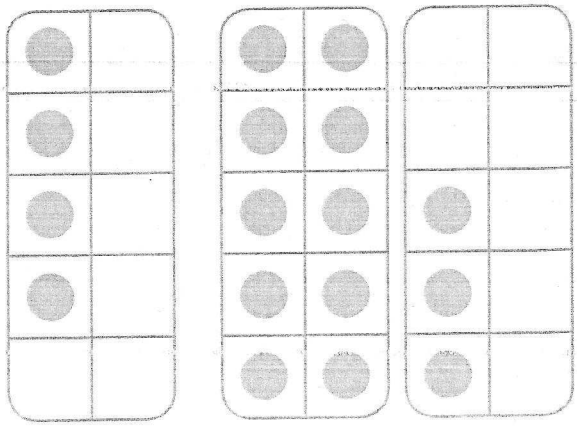

© La Librairie des Écoles 2019

Prénom : ..... Date : .....

2 Observe l'exemple puis complète.

Exemple

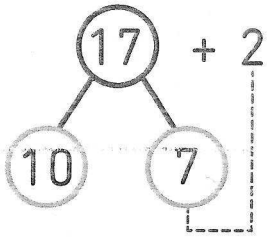

7 + 2 = 9

10 + 9 = 19

Donc :

17 + 2 = 19

a)

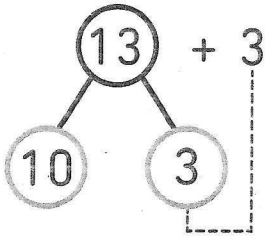

3 + 3 = ☐

10 + ☐ = ☐

Donc :

13 + 3 = ☐

b)

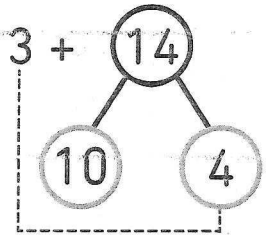

3 + 4 = ☐

10 + ☐ = ☐

Donc :

3 + 14 = ☐

c) 6 + 12 = ☐

6 + 12

☐ ☐

d) 5 + 14 = ☐

5 + 14

☐ ☐

© La Librairie des Écoles 2019

Séance 59 Soustrayons en décomposant le plus grand nombre (1)

Calcul mental Compter et compter à rebours - Guide pédagogique

Exercices pp. 124-125 - Fichier photocopiable

J'observe

Soustrais 3 de 15.

Décompose d'abord 15 en 10 et 5 puis soustrais 3 de 5.

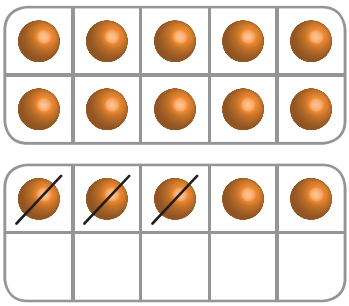

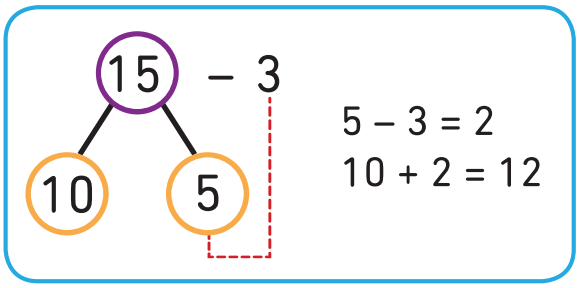

15 – 3 = 12

Soustrais 4 de 16.

Soustrais 4 de 6.

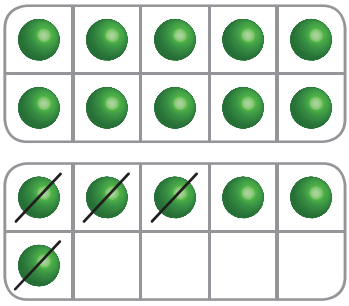

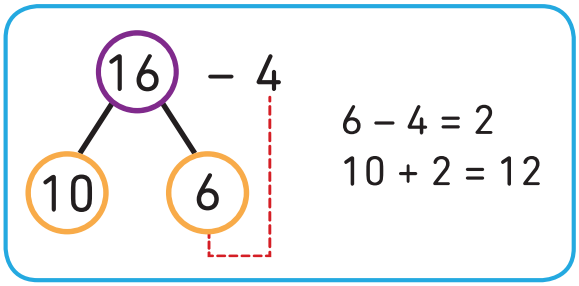

16 – 4 = 12

1 Soustrais en décomposant le plus grand nombre.

17 – 6 = ☐

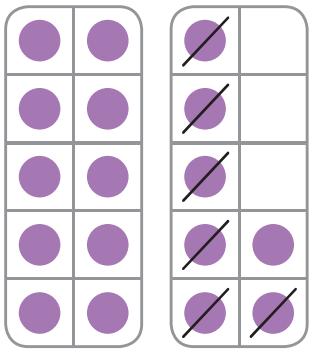

2 Soustrais.

a) 14 – 3 = ☐

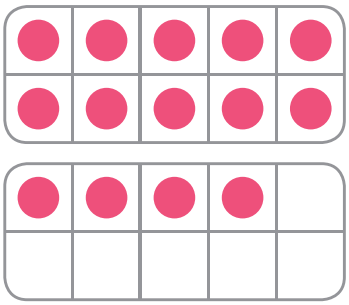

14 – 3

☐ ☐

b) 18 – 5 = ☐

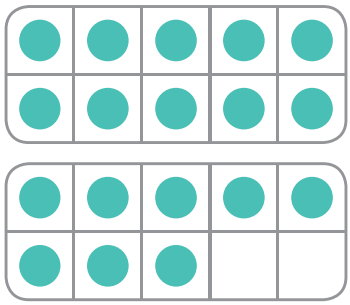

18 – 5

☐ ☐

c) 17 – 4 = ☐

17 – 4

☐ ☐

d) 19 – 9 = ☐

19 – 9

☐ ☐

e) Peux-tu soustraire 8 de 14 de la même façon ? Explique ta réponse.

Prénom : ..... Date : .....

Séance 59 Soustrayons en décomposant le plus grand nombre (1)

1 Barre le bon nombre de points puis complète la soustraction.

a) 15 – 4 = ☐



b) 16 – 3 = ☐



c) 18 – 6 = ☐



d) 19 – 5 = ☐

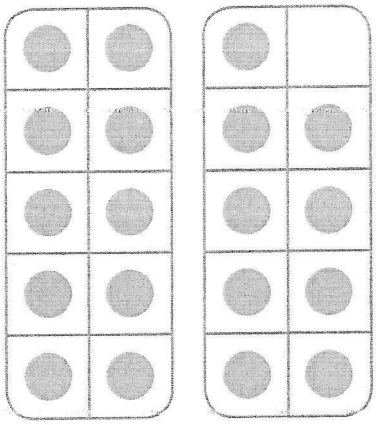

e) 17 – 4 = ☐



f) 19 – 7 = ☐



© La Librairie des Écoles 2019

Prénom : ..... Date : .....

2 Observe l'exemple puis complète.

Exemple

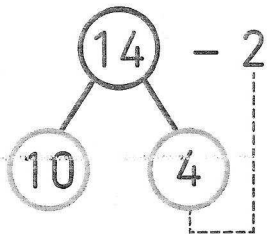

4 – 2 = 2

10 + 2 = 12

Donc :

14 – 2 = 12

a)

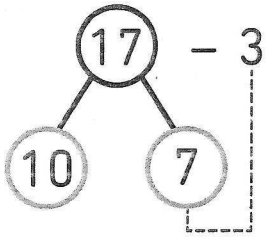

7 – 3 = ☐

10 + ☐ = ☐

Donc :

17 – 3 = ☐

b)

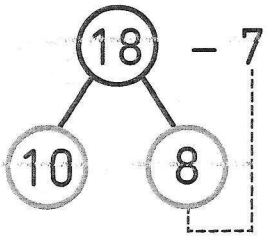

8 – 7 = ☐

10 + ☐ = ☐

Donc :

18 – 7 = ☐

c) 19 – 6 = ☐

19 – 6

☐ ☐

d) 18 – 8 = ☐

18 – 8

☐ ☐