


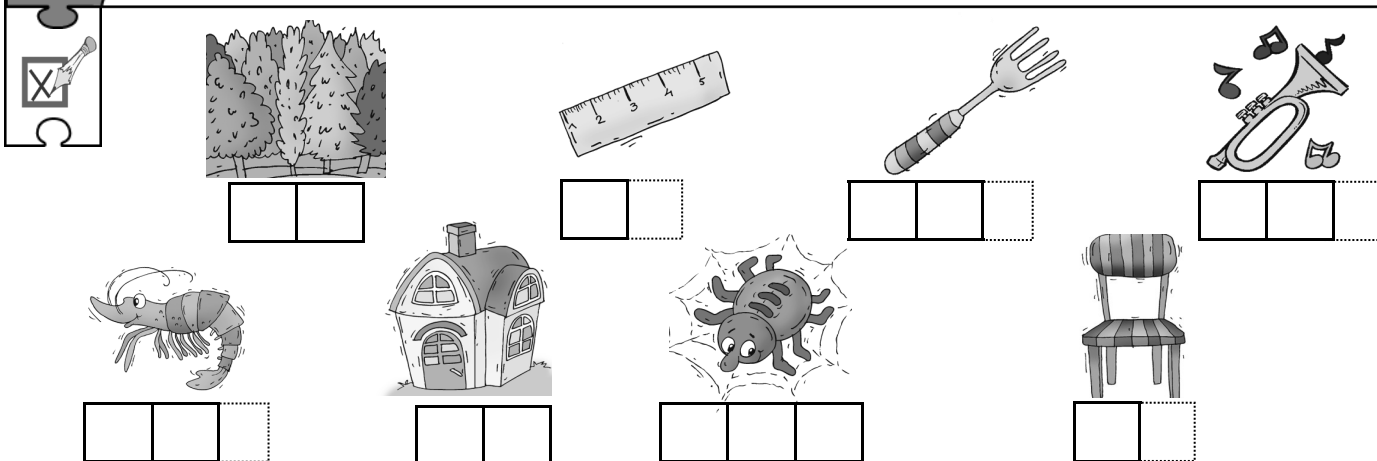
1 Nomme le dessin et colorie-le si tu entends "è"



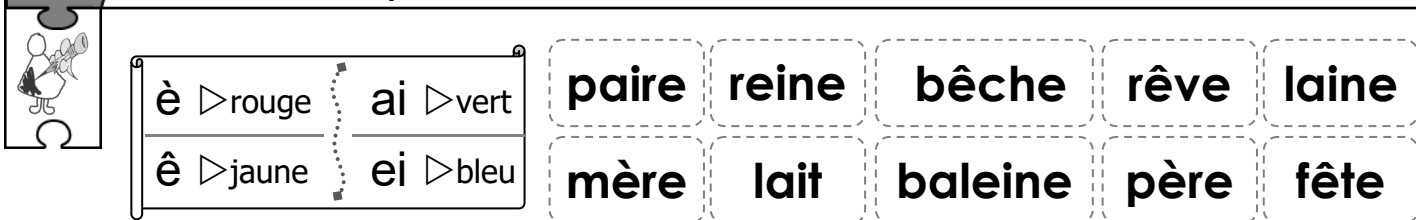
2 Entoure le son è

é è ô ê â è à é ê à è ù è é ê é è ô
ai au eu ei ai ei an ei oi ai eu ai

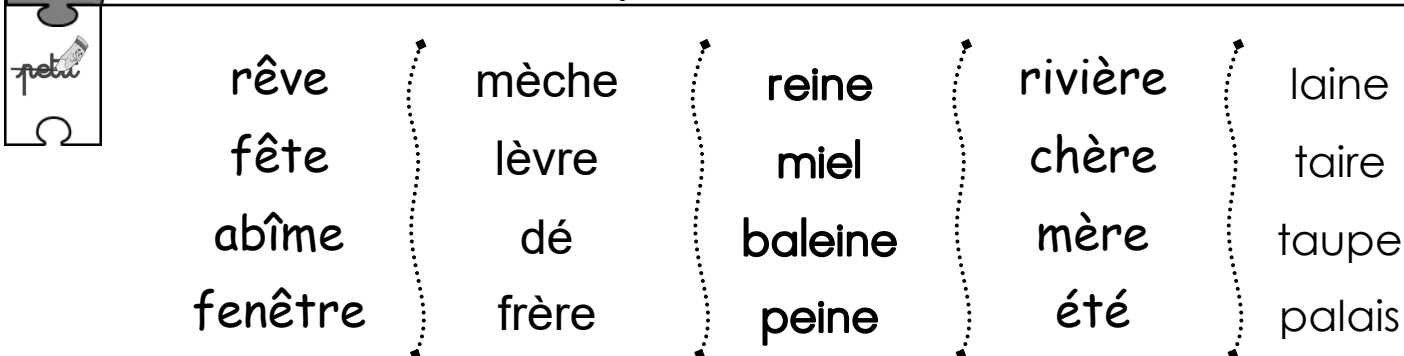
3 Repère la place du son « è » et fais une croix dans la case.

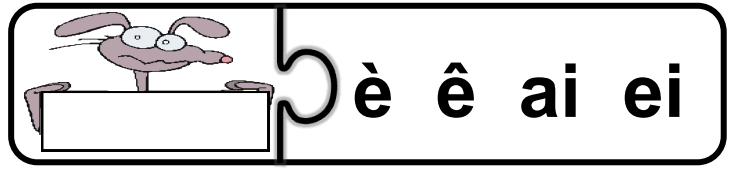



4 Colorie les étiquettes, selon le cas.












5 Barre le mot-intrus dans chaque colonne :











6 Colorie la syllabe que tu entends.



 pai bai dai x	 pè bè dè x	 mè nè rè x	 dè ta bè x
 lau lei lou x	 bè tè lè x	 nè mè tè x	 trau tri trai x






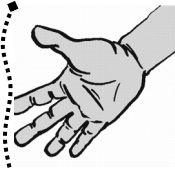

7 Colorie les bonnes syllabes pour écrire le mot :



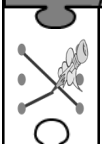
 to rêt fo raç lo lê	 da la pa lai ba lou	 cha se cai le chai pe	 vi pa re fi qe ra pi pè te	 ma lon nai son mai sou	 rei ne re me nei ve
--	---	--	---	---	--




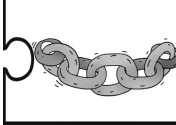



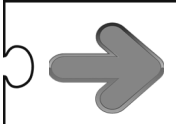
8 Barre les mots où tu n'entends pas [è]



						
peinture	peigne	pain	neige	train	main	araignée

9 Relie le bon mot au dessin qui va avec :



	aigle	
	chaine	
	balai	
	chèvre	
	laine	
	fenêtre	
	baleine	
	flèche	